

## IM-240PE

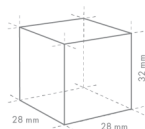
### Cuber, Self Contained

**Production Capacity (kg/24h) approx. (AT 10°C, WT 10°C): 210**

**Storage bin capacity (kg) approx.: 110**



**ICE TYPE: Large cubes, Standard**



Cube Size: **L-STANDARD**  
Weight: 23 g

#### ACCESSORIES INCLUDED

Scoop, installation kit

#### OPTIONAL ACCESSORIES

4HC-H water filtration

#### CORRESPONDING WATER FILTERS

4HC-H Single Water Filter, 4HC Replacement Cartridge

PRODUCT SERIES: IM CUBE

ITEM NUMBER: M118

COUNTRY OF ORIGIN: UK

Hoshizaki IM-100NE-HC is a self-contained ice maker producing up to 210kg of cube ice per 24 hours.

Ice cube dimensions and weight - disclaimer: The drawing is for illustration purposes only. Cube size and weight may be differ due to local installation conditions.

- Ice making system with an automatic rinse cycle
- Each ice cycle is made with fresh water
- Closed Cell System helps produce compact, hard and geometrically perfect ice
- Closed water circuit for contamination protection
- Electronic controller
- System comes with a magnetic water pump that has no direct coupling, which prevents any leakage
- Cleanable air filter
- Removable door gasket

#### WARRANTY PERIOD

**3 Years on Parts & Labour**

#### EXTERIOR

**Stainless steel 430,  
Galvanized steel (Rear)**

Refrigerant: R290 / Refrigerant (kg): 0.147 / CO2 equivalent (kg): 0.441

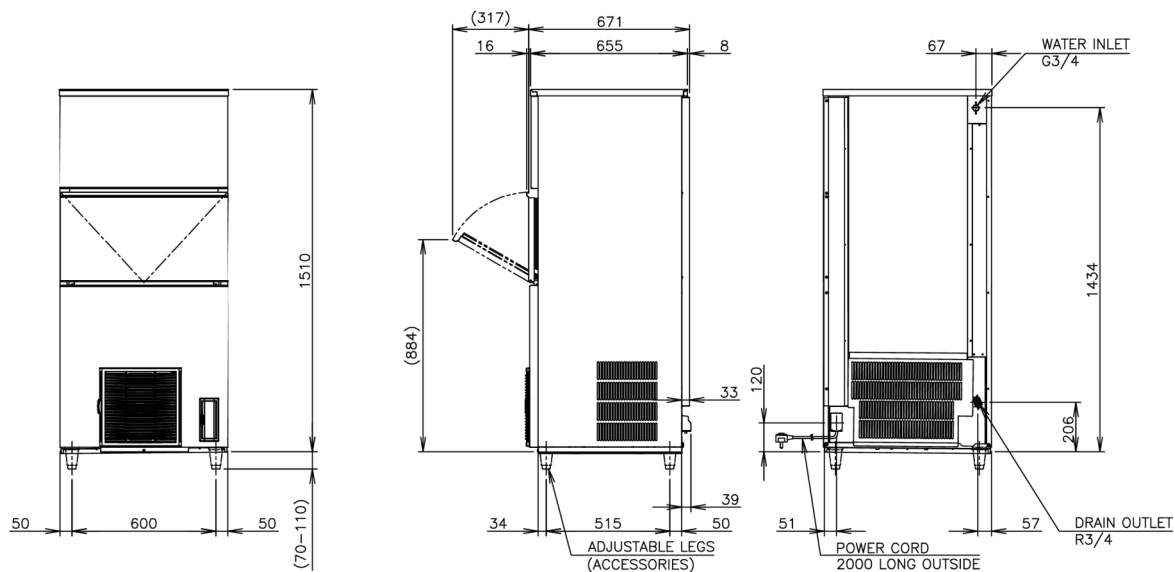
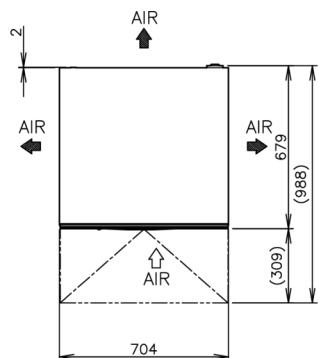
#### OPERATING CONDITIONS

Ambient Temp.: 1-40°C, Water Supply Temp.: 5-35°C, Water Supply Pressure: 0.07-0.8MPa (0.7-8bar), Voltage Range: Rated Voltage  $\pm 6\%$

#### CERTIFICATIONS



# IM-240PE



## TECHNICAL SPECIFICATIONS

Cooling System	Production Capacity (kg/24h) approx. (AT 10 °C, WT 10 °C)	Production Capacity (kg/24h) approx. (AT 21 °C WT 15 °C)	Production Capacity (kg/24h) approx. (AT 32 °C WT 21 °C)	Power Supply	Electrical Circuit Breaker Protection (A)	Electric Consumption (kW)	Water Consumption (m3/24h) approx. (AT 10 °C WT 10 °C)	Heat Rejection (AT 32 °C, WT 21 °C) (kW)
Air Cooled	210	195	175	1/220 - 240V/50Hz	5	0.87	0.67	2.58

## SHIPPING SPECIFICATIONS

Dimensions W x D x H (mm), legs excluded	Dimensions of Legs (mm)	Net Weight (kg)	Dimensions, Packed, W x D x H (mm)	Gross Weight, Packed (kg)	Volume Packed (m3)
704 x 665 x 1510	for legs add 70-110mm	108	805 x 760 x 1684	121	1.03

Disclaimer: Every effort has been made to ensure that the information contained in this spec sheet is accurate at the time of publishing. Hoshizaki Europe BV assumes no responsibility or liability for typographical errors or omissions or for any misinterpretation of the information within the publication and reserves the right to change without notice.